


## Specifications

- Door sections are formed from heavy, 25-gauge galvanized draw quality steel
- Section joints are roll-formed into a tongue-and-groove design which produces a superior weather seal
- Inside stiles are made of galvanized steel and stile holes are "dimpled" for increased holding power
- Bottom weather seal utilizes an aluminum retainer and extruded virgin vinyl
- Extra heavy paint system<sup>1</sup> in your choice of white, almond, desert tan, sandstone or brown
- R-values<sup>5</sup>:  
1-3/8" Insulated Models - 7.94

## Color Selections<sup>3</sup>



## PANEL CONSTRUCTION



(A) Utilizes a 1-3/8" thick CFC<sup>4</sup> free polystyrene insulation


Each model utilizes a tab-loc system that holds the steel end and intermediate stiles firmly in place, creating increased strength and rigidity.

## WINDOW & GLASS OPTIONS


Add a touch of elegance and complement the outside of your home with the addition of decorative and designer glass options. These options are an investment designed to improve the natural beauty of the exterior while adding to the value of your home.

### Standard Window Design Trims

#### SHORT PANEL



2-4 Piece Sunburst



8 Piece Sunburst



7 Piece Sunburst



6 Piece Sunburst



5 Piece Sunburst



Cathedral




Sherwood




Stockton



Cascade



Mission




Waterton

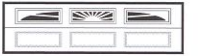
#### LONG PANEL




2-2 Piece Sunburst



4 Piece Sunburst



3 Piece Sunburst



Sherwood



Stockton



2-2 Piece Arched Stockton




4 Piece Arched Stockton



Madison




2-2 Arched Madison



4 Piece Arched Madison



Cascade



Mission



Waterton

### Designer Lites<sup>2</sup>



Plain DSB or Poly Tinted

Obscure

All information presented is based on the specifications and features available at the time of printing and is subject to change without notice.

### Footnotes

1. Extra heavy paint system consists of .25 mil. primer with rust inhibitor and a .75 mil. coating of baked-on polyester paint. 2. All designer lights are either transparent or semi-transparent. For all available window options, please see our Glass Option Brochure. 3. Refer to samples at your local garage door professional for exact color match. 4. Chlorofluorocarbon (CFC) free. 5. R-value testing is in accordance with ASTM C518 standards.

