


PREMIUM SERIES

3265

1/2 HP Chain Drive
Garage Door Opener




RUGGED RELIABILITY AND EXCEPTIONAL ALL-AROUND PERFORMANCE.

For consumers who want enhanced style, reliability and the performance attributes of our best-selling drive system ever, 3265 is a must.

Powerful 1/2 HP motor combined with an industrial-strength chain drive provides steady performance and lifting power.


- 200-watt lighting
- Meets all UL325 requirements
- Lifetime motor warranty

ACCESSORIES INCLUDED



Multi-Function Control Panel

The standard in control. Controls garage door and turns opener lights on/off from inside the garage. Locks out radio signals while you're away. Includes adjustable light timer and illuminated oversized push button.



Security+® 3-Button Remote Control

With rolling code technology, you are assured of a new code with every use. Every time you come and go, your code changes to one of over 100-billion new codes, never to be repeated.

At Chamberlain, safety is a major part of our mission. It's our commitment to you and, quite simply, the way we produce products every day. Our LiftMaster® products are designed to move the largest door in your home, safely, securely and by always putting safety first.

CHAMBERLAIN®

LiftMaster®