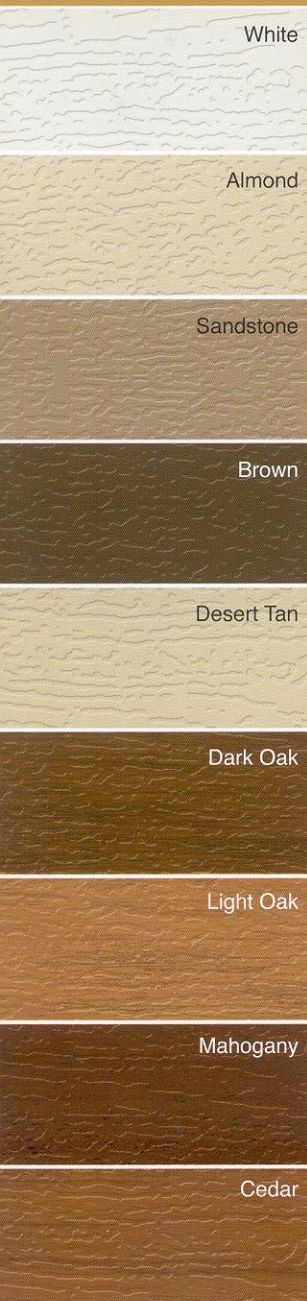


Specifications

- 2" door sections are formed from 26-gauge exterior galvanized draw quality steel
- Section joints are tongue-and-groove design for a superior weather seal
- High-density CFC⁴ free polyurethane injected core
- Extra heavy paint system¹ available in white, almond, sandstone, brown or desert tan
- Accents wood tones available in cedar, mahogany, dark oak and light oak
- Optional glass is available in plain, tinted, obscure, glue chip or seeded with numerous optional insert designs
- Concealed steel plates run continuously from top to bottom of each section for fastening hardware
- R-value⁵: 16.55

Color Selections³



WINDOW & GLASS OPTIONS

Add a touch of elegance and complement the outside of your home with the addition of decorative and designer glass options. These options are an investment designed to improve the natural beauty of the exterior while adding to the value of your home.

Window Design Trims



Cascade




Stockton




2-2 Piece Arched Stockton



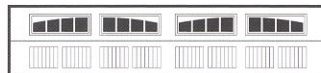
3 Piece Arched Stockton




4 Piece Arched Stockton




Madison



2-2 Piece Arched Madison



3 Piece Arched Madison



4 Piece Arched Madison

Designer Lites²



Plain



Newport




Tinted



Hampton



Obscure



Florence



Glue Chip



LaSalle



Seeded


External Hardware



Spade




Wrought Iron



Barcelona
Handles/Hinges



Barcelona
Pull-Rings/Angle Brackets



PANEL CONSTRUCTION

These Models utilize 26-gauge exterior and 27-gauge interior steel skins injected with urethane insulation. The thermally-broken tongue and groove section joint includes a continuous weather seal offering exceptional protection from the elements.

Footnotes

1. Extra heavy paint system consists of .25 mil. primer with rust inhibitor and a .75 mil. coating of baked-on polyester paint. 2. All designer lites are either transparent or semi-transparent. For all available window options, please see our Glass Option Brochure. 3. Refer to samples at your local garage door professional for exact color match. 4. Chlorofluorocarbon (CFC) free. 5. R-value testing is in accordance with ASTM C518 standards.

All information presented is based on the specifications and features available at the time of printing and is subject to change without notice.

